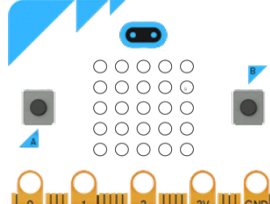
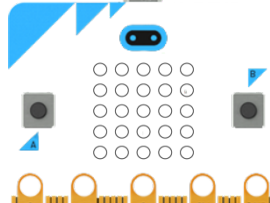
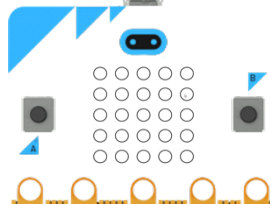
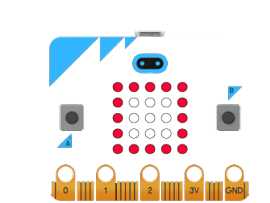
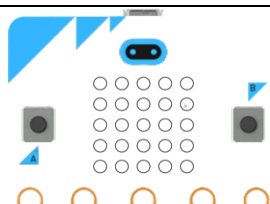


Boucles en Python avec la carte micro :bit	
Programme en Python	Affichage
<pre>display.set_pixel(2, 2, 5) display.set_pixel(3, 4, 5)</pre>	
<pre>for i in range(5) :     display.set_pixel(i, 0, 5)</pre>	
<pre>for i in range(5) :     display.set_pixel(2, i, 5)</pre>	
<pre>for i in range(5) :     display.set_pixel(....., ..... ,5)     display.set_pixel(....., ..... ,5)     display.set_pixel(....., ..... ,5)     display.set_pixel(....., ..... ,5)</pre>	
<pre>for i in range(1,4) :     for j in range(1,4) :         display.set_pixel(i, j ,5)</pre>	
<pre>for i in range(.....) :     display.set_pixel(....., ..... ,5)     display.set_pixel(....., ..... ,5)</pre>	